

Pressure maintaining system


BOGE PressureSafe



Ball valve version
(1/2" to 2")



Shut-off valve version with optional position switch
(DN 50 to DN 150)



SAFE OPERATION

The BOGE PressureSafe BPS pressure maintaining system ensures that a constant network pressure is built up after compressor resting periods. This prevents "over running" of the treatment components and ensures a long service life.

CONSTANT QUALITY

The BPS system keeps the pressure of the treatment components at a constant level during operation. This ensures that the quality of the compressed air remains constant.

EASY INSTALLATION

Simply install in the compressed air pipework in order to put the BPS into operation. A suitable pipe connection enables the operator to preset the required minimum pressure. Falling short of this value will cause the BPS to close.

POSITION SWITCH

The BPS can be equipped with an additional position switch as an option, thus allowing the position of the BPS for example to be displayed in a control unit. If the BPS is closed due to low pressure, a message is triggered at the same time while enabling the operator to remedy the cause of the pressure failure.

The BOGE PressureSafe (BPS) pressure maintaining system is easy to use: It is installed downstream of the compressor and the treatment components, but upstream of the distribution network. If the compressed air network empties during the night as a result of leakage, the BPS ensures that the pressure at the compressor and treatment components is kept at a minimum level, which can be preset by the user. Only after this, the network downstream of the BPS is filled with optimally treated compressed air. As soon as the pressure sinks below the user's preset value, the system closes – the pressure within the compressor and treatment components thus remains constant.

BOGE Compressed Air Systems GmbH & Co. KG

P.O. Box 10 07 13 · 33507 Bielefeld
 Otto-Boge-Straße 1–7 · 33739 Bielefeld
 Tel. +49 5206 601-0
 Fax +49 5206 601-200
 info@boge.com · www.boge.com

in combination with the BOGE Focus control unit, the BPS also ensures that the compressor is automatically disconnected from the compressed air network. The running time of the compressor caused by leakage losses is thus reduced. This decreases the amount of energy consumed and therefore also the costs.

Example:

Compressor model: S 60-3

Savings =

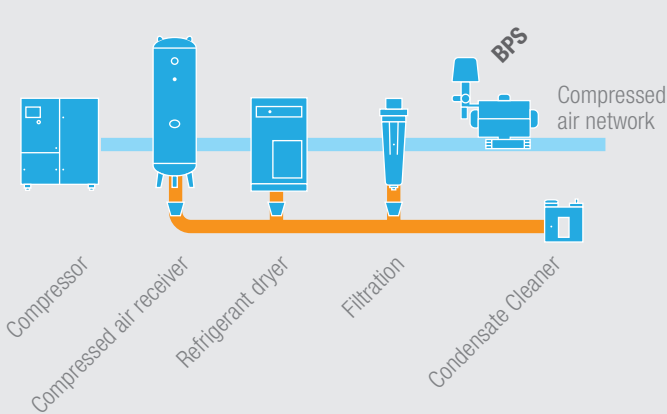
1,500 €/a

Double shift operation
 Leakage: 5%
 Electricity price: 0.13 €

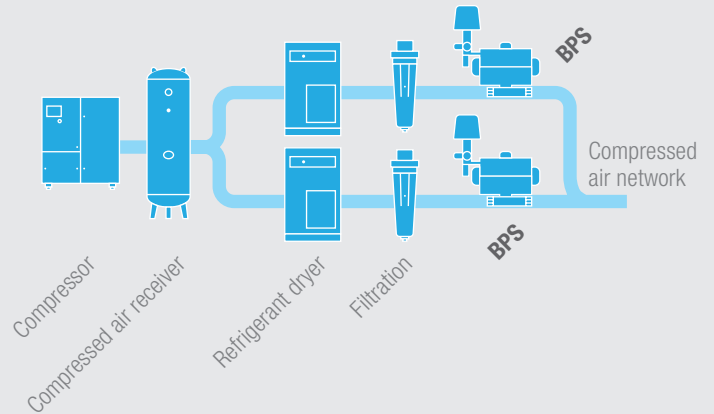
Leakage m³/year
 _____ x kW of compressor x electricity price
 Free air delivery x 60

Reliable network start-up aid

e.g. with single units that are switched off regularly



Reliable compressed air quality



BOGE PRESSURESAFE WITH BALL VALVE

BOGE Type	Conne- ction size	Max. working pressure bar	Position indicator*	Dimensions			Weight kg
				H mm	W mm	D mm	
BPS 12	Rp ½	0.5–16	optional	319.4	118.0	156.0	3.2
BPS 18	Rp ¾	0.5–16	optional	323.0	118.0	156.0	3.3
BPS 24	Rp 1	0.5–16	optional	330.5	140.5	164.5	3.8
BPS 31	Rp 1 ¼	0.5–16	optional	340.5	140.5	164.5	4.0
BPS 37	Rp 1 ½	0.5–16	optional	362.0	158.5	177.0	4.9
BPS 49	Rp 2	0.5–16	optional	373.0	158.5	177.0	5.8

* with potential-free contact

BOGE PRESSURESAFE WITH SHUT-OFF VALVE

BOGE Type	Conne- ction size	Max. working pressure bar	Position indicator*	Dimensions			Weight kg
				H mm	W mm	D mm	
BPS 50	DN50	0.5–16	optional	433.0	210.5	186.5	7.9
BPS 65	DN65	0.5–16	optional	443.0	210.5	188.5	8.4
BPS 80	DN80	0.5–16	optional	464.0	247.5	200.3	10.5
BPS 100	DN100	0.5–16	optional	497.0	268.5	217.0	14.8
BPS 125	DN125	0.5–16	optional	514.0	268.5	217.0	17.4
BPS 150	DN150	0.5–16	optional	548.0	315.0	235.0	22.8